



powered by
Church Community Builder

We believe that connecting and sharing life with others is a critical part of growing deeper in our relationship with Jesus, and that's why we've developed Trinity Connect (powered by Church Community Builder), a tool that serves as an online community for our church.

BASIC OVERVIEW

Logging In

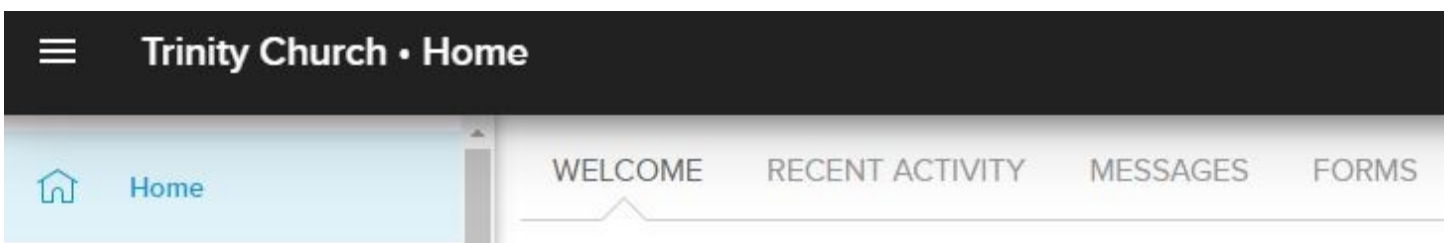
After requesting a login or being assigned one, you will receive an email containing your login information for activation. Use the link in the email to access Trinity Connect.

Three options to access Trinity Connect after your initial login:

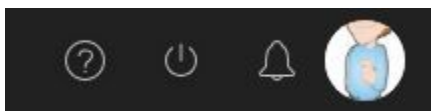
- Bookmark *trinitychurchmn.ccbchurch.com* in a browser
- Go to *trinitychurchmn.com*, Trinity Connect quick link at the top
- In the Trinity Church App, click on Trinity Connect

Personal Home Page


Once you log into the online community, you will land on your personal homepage. This page contains information specific to you, including information about Trinity Connect and a series of tabs you can navigate through: Welcome, Recent Activity, Messages and Forms.



At the top right corner of the page, you have four icons: the help menu, logout, the notifications bell, and your photo (or initials) circle.



Finally, you will see a list of the groups you are part of on the right side of the home page (pictured) and a menu list on the left side.



In Trinity Connect, you will be able to better connect with your groups, sign up for serving opportunities, update contact info, use as an online directory, view your giving records, and more!

View your profile: To access your profile, click on the photo/initials circle in the top right corner. Here you can add individual and family photos, edit your privacy and communication settings, edit personal information and change your username and/or password. Read the “Understanding My Own Profile” [article](#) for more information.

As a new user of Trinity Connect, please:

- Upload a photo
- Add mobile phone and carrier (Carrier is needed to receive text messages from Kids Check In, serving reminders, and your groups.)
- Add to or correct your personal info

Online registration ease: Once logged in, forms are auto-populated with family info so you don’t have to enter it each time. All open registrations are listed on the Forms tab of the Home page of Trinity Connect.

Online directory: To search, go to People on the Menu bar on the left. Enter the first 2-3 letters of their first and last name for best results.

Give: You can quickly and securely set up a repeating gift, or give one time. Go to Give on the Menu bar on the left. You can also view your recent gifts or print a Giving Statement under the Schedules/History tab.

Groups: Trinity has a number of different groups. To search, go to Groups on the Menu bar on the left. Click on the magnifying glass to find groups that are tailored to your interest, location or other preferences.

Serve: Discover areas where you can serve the Trinity family by going to Serve on the Menu bar on the left. Click on the Positions tab to view various volunteer positions. Indicate your Spiritual Gifts, Passions, Abilities and Personality Style by clicking on My Personal Fit. This will give you the best matches for the positions. Volunteer schedules for some ministries are also found on Serve.

Calendar: You can view your personal, family and church-wide calendars by clicking on Calendar on the left Menu bar. Subscribe to different groups or your personal calendar to sync your calendar with your smartphone.

Privacy: Our online community is private. Only those who have usernames and passwords assigned to them can join.

- You can change your privacy settings on your profile page.
- Only you can see your giving info, no other users have access

Child protection: Kids under age 18 are not visible to general users.

Security: Church Community Builder, the software developer, is committed to providing the best security for your data. For details, click on the question mark icon in the upper right and search “Security”.

Misuse: In circumstances where someone is misusing Trinity Connect, the church office may restrict or block access.